

COMPETITION JURY

TECHNICAL DELEGATE	KURFUERATOVA EVA	(CZE)
CHIEF OF RACE	GAJEWSKI WOJCIECH	(POL)
REFEREE	ILEWICZ PIOTR	(POL)

WEATHER

CONDITIONS	SUNNY
AIR TEMPERATURE	8,0 °C

Run 1

COURSESETTER	ILANOVSKY IVAN	(POL)
FORERUNNERS	- A - ZAWADA KAROL	
COURSE	PALENICA 1	
START	713 m	
FINISH	463 m	
DROP	250 m	
HOMOLOGATION	12843/10/18	
GATES	34	
DIRECTIONS	30	
STARTING TIME	09:40	

Run 2

COURSESETTER	SZYBKOWSKI PIOTR	
FORERUNNERS	- A - ZAWADA KAROL	
COURSE	PALENICA 1	
START	713 m	
FINISH	463 m	
DROP	250 m	
HOMOLOGATION	12843/10/18	
GATES	37	
DIRECTIONS	35	
STARTING TIME	11:45	

LIST n°1823 APPLIED PENALTY: 40,09 CALCULATED PENALTY: 40,09
Number of competitors: 30, Number of NSA: 3

F = 1010

Rank	Bib	Code	Name	Year	Nation	Run 1 (Rank)	Run 2 (Rank)	Time	Gap	Points
1	22	430778	BEBENEK Szymon	1998		51.63 (2)	52.83 (1)	1:44.46		0,00
2	23	151288	RECHTENBERG Jan	2000		52.21 (5)	53.29 (2)	1:45.50	1.04	10,06
3	25	430854	SANETRA Bartlomiej	2002		51.75 (4)	53.84 (8)	1:45.59	1.13	10,93
4	28	430893	LODZINSKI Jan	2005		52.21 (5)	53.61 (3)	1:45.82	1.36	13,15
5	29	430897	SZCZAP Mateusz	2005		51.28 (1)	54.60 (12)	1:45.88	1.42	13,73
6	38	430896	ZIOBROWSKI Stefan	2005		52.41 (7)	53.65 (5)	1:46.06	1.60	15,47
7	31	151317	BLAHA Matej	2001		51.68 (3)	54.43 (10)	1:46.11	1.65	15,95
8	32	701031	MICHALKA Martin	2004		52.90 (10)	53.63 (4)	1:46.53	2.07	20,01
9	27	700985	ZAMPA Teo	2002		52.96 (11)	53.69 (7)	1:46.65	2.19	21,17
10	21	430882	KIERKOWSKI Juliusz	2004		53.10 (12)	53.65 (5)	1:46.75	2.29	22,14
11	26	430899	KACZMAREK Igor	2005		52.79 (8)	54.05 (9)	1:46.84	2.38	23,01
12	37	701058	BECK Philippe	2006		54.39 (15)	54.59 (11)	1:48.98	4.52	43,70
13	36	430877	ZARZYCKI Szymon	2004		54.14 (14)	55.27 (15)	1:49.41	4.95	47,86
14	41	430872	MACHETA Michal	2003		54.55 (16)	55.10 (13)	1:49.65	5.19	50,18
15	33	430876	SZYMANSKI Igor	2004		54.56 (17)	55.43 (16)	1:49.99	5.53	53,47
16	39	430900	BALAS Pawel	2005		54.96 (18)	55.15 (14)	1:50.11	5.65	54,63
17	40	430912	KOZBIAL Piotr	2006		55.32 (19)	56.25 (17)	1:51.57	7.11	68,74
18	42	430878	SCHIELE Maciej	2004		56.80 (21)	57.19 (19)	1:53.99	9.53	92,14
19	43	430913	CICH Aleksander	2006		57.33 (22)	56.94 (18)	1:54.27	9.81	94,85
20	50	430926	DZIEDZIC Karol	2006		57.79 (24)	58.70 (20)	1:56.49	12.03	116,32
20	44	430927	GUMNY Bartosz	2006		57.65 (23)	58.84 (21)	1:56.49	12.03	116,32
22	48	430922	GREDA Jakub	2006		58.91 (25)	59.42 (22)	1:58.33	13.87	134,11
23	46	430932	CIESLAR Oliver	2006		59.45 (26)	1:00.25 (23)	1:59.70	15.24	147,35
24	49	430920	SZCZEPANSKI Jan	2006		59.46 (27)	1:00.79 (24)	2:00.25	15.79	152,67






Not classified

Did Not Finish - Run 1 (3)

24	430850	SZKOLA Bartosz	2002		DNF
----	--------	----------------	------	--	-----

17.03.2023 / SZCZAWNICA (POL) / PZN

POL0553.1196 / 17.03.2023 at 12:09 / Page 1/2

Rank	Bib	Code	Name	Year	Nation	Run 1 (Rank)	Run 2 (Rank)	Time	Gap	Points
34	430879		GALUSZKA Wojciech	2004			DNF			
45	430909		CZUJ Michal	2006			DNF			
Did Not Finish - Run 2 (3)										
30	430867		BUDZ Blazej	2003		52.82	DNF			
35	430910		SARZYNSKI Stanislaw	2006		54.13	DNF			
47	430923		KOLEGOWICZ Jakub	2006		55.91	DNF			

(DNS: Did Not Start, DNF: Did Not Finish, DSQ: Disqualified, NPS: Not Permitted to Start)