

COMPETITION JURY

TECHNICAL DELEGATE	GANTNEROVA Janka	(SVK)
CHIEF OF RACE	KADZIOLKA Bartlomiej	(POL)
REFEREE	BEBENEK Wojciech	(POL)

WEATHER

CONDITIONS	CLOUDY
SNOW	-1
AIR TEMPERATURE	4,0 °C

Run 1

COURSESETTER	MITAN Wojciech	(POL)
FORERUNNERS	- A - NAWALANIEC Zofia	
	- B - ELMERYCH Maria	
COURSE	JAWORZYNA 2	
START	910 m	
FINISH	720 m	
DROP	190 m	
HOMOLOGATION	12842/10/18	
GATES	66	
DIRECTIONS	63	
STARTING TIME	10:15	

Run 2

	BYDLIŃSKI Maciej	(POL)
- A -	NAWALANIEC Zofia	
- B -	ELMERYCH Maria	
COURSE	JAWORZYNA 2	
START	910 m	
FINISH	720 m	
DROP	190 m	
HOMOLOGATION	12842/10/18	
GATES	66	
DIRECTIONS	65	
STARTING TIME	12:30	

LIST n°1624 APPLIED PENALTY: 34,96
Number of competitors: 77, Number of NSA: 9

CALCULATED PENALTY: 34,96

F = 730

Rank	Bib	Code	Name	Year	Nation	Run 1 (Rank)	Run 2 (Rank)	Time	Gap	Points
1	104	430850	SZKOLA Bartosz	2002		52.18 (1)	56.31 (1)	1:48.49		0,00
2	101	151407	KROUPA Stepan	2003		52.50 (3)	56.66 (2)	1:49.16	0.67	4,51
3	102	430854	SANETRA Bartlomiej	2002		52.18 (1)	57.77 (6)	1:49.95	1.46	9,82
4	106	430893	LODZINSKI Jan	2005		53.15 (4)	57.11 (3)	1:50.26	1.77	11,91
5	109	701061	BARNAS Andrej	2006		53.26 (5)	57.20 (4)	1:50.46	1.97	13,26
6	108	430897	SZCZAP Mateusz	2005		53.28 (6)	58.27 (9)	1:51.55	3.06	20,59
7	112	430778	BEBENEK Szymon	1998		55.31 (11)	57.52 (5)	1:52.83	4.34	29,20
8	123	701062	KUBIK Adrian	2006		56.04 (12)	57.99 (7)	1:54.03	5.54	37,28
9	124	151570	JANDA David	2007		56.54 (13)	58.06 (8)	1:54.60	6.11	41,11
10	138	430911	KORALEWSKI Kamil	2006		57.76 (14)	59.60 (10)	1:57.36	8.87	59,68
11	129	430941	ROJEK Szymon	2007		57.83 (15)	59.71 (11)	1:57.54	9.05	60,90
12	134	512379	CHRISTEN Mike	1999		59.41 (17)	1:01.26 (12)	2:00.67	12.18	81,96
13	141	203102	LUDWIG Max	2002		1:00.48 (19)	1:02.68 (14)	2:03.16	14.67	98,71
14	155	151594	HEMELIK Vojta	2007		1:03.45 (21)	1:03.73 (16)	2:07.18	18.69	125,76
15	163	430949	AKSAMIT Jan	2007		1:05.34 (22)	1:03.26 (15)	2:08.60	20.11	135,31
16	160	430948	LUKASZEWSKI Pawel	2007		1:06.51 (23)	1:02.58 (13)	2:09.09	20.60	138,61
17	167	151515	HARTMANN Adam	2003		1:11.23 (24)	1:07.29 (17)	2:18.52	30.03	202,06
18	174	430955	KLEPACKI Maciej	2005		1:15.99 (25)	1:07.51 (18)	2:23.50	35.01	235,57

Not classified

Did Not Start - Run 1 (2)


107	240139	KEKESI Marton	1995	
173	701081	BACHLEDA Peter	2004	



Did Not Finish - Run 1 (47)

105	430802	PYJAS Pawel	1999	
110	151288	RECHTENBERG Jan	2000	


Rank	Bib	Code	Name	Year	Nation	Run 1 (Rank)	Run 2 (Rank)	Time	Gap	Points
113	430882		KIERKOWSKI Juliusz	2004						
115	701021		NOSEK Daniel	2003						
116	151591		ZVEDELIK Wojtech	2007						
117	430900		BALAS Pawel	2005						
118	430812		LUKASZYK Bruno	2000						
119	430879		GALUSZKA Wojciech	2004						
120	151477		HLAVON Jakub	2005						
121	430937		ZIOLKOWSKI Kazimierz	2007						
125	151535		KNOBLOCH Jan	2006						
126	430939		ZAWADA Karol	2007						
127	151295		MALKUS David	2000						
128	701058		BECK Philippe	2006						
130	701035		KAPOLKA Marek	2004						
131	430923		KOLEGOWICZ Jakub	2006						
132	151567		MORAVEK Pavel	2007						
135	151577		FUCHS Filip	2007						
136	151473		PERISSINOTTO Mattia	2005						
137	151443		KUCERA Stepan	2004						
139	780047		UZKURAITIS Nojus	2007						
140	430836		BIALOBRZYCKI Przemyslaw	2001						
142	151578		NAKLADAL Josef	2007						
144	701010		KANOVITS Alexander	2003						
145	701066		DANIS Miroslav	2006						
147	430878		SCHIELE Maciej	2004						
148	701038		TYBOR Timotej	2004						
149	701050		HRTANEK Matus	2005						
151	550138		VALINKS Karlis	2006						
152	151581		BEDNARIK Jan	2007						
153	151475		CERMAK Robin	2005						
154	430953		STASIK Andrzej	2007						
156	701048		KOZICA Oliver	2005						
157	430944		HAMERLAK Antoni	2007						
158	151489		MICHAL Ondrej	2005						
159	701053		HANCIN Hugo	2005						
161	151536		KOMAREK Adam	2006						
162	701078		GALFY Alexander	2007						
164	430920		SZCZEPANSKI Jan	2006						
165	701054		MIHALKO Tomas	2005						
166	430946		FORNALIK Jakub	2006						
168	430933		SKRABA Maciej	2006						
169	690818		MYKULIAK Myroslav	2006						
170	430950		CAPIK Jan	2007						
171	690822		ABRAMCHUK Mykhailo	2007						
172	430914		KRAUSS Mateusz	2006						
177	430945		WASIK Jakub	2007						

Disqualified - Run 1 (3)







150	701075		STRKOLEC Jozef	2007					Gate 26	
-----	--------	--	----------------	------	---	--	--	--	---------	--

Rank	Bib	Code	Name	Year	Nation	Run 1 (Rank)	Run 2 (Rank)	Time	Gap	Points
	175	430930	CZUDEJ Konrad	2006					Gate 26	
	176	430958	WAZ Mikolaj	2006					Gate 25	

Did Not Start - Run 2 (1)

	114	430867	BUDZ Blazej	2003		54.17				
--	-----	--------	--------------------	------	---	-------	--	--	--	--

Did Not Finish - Run 2 (6)

	103	151263	FIALA Eduard	1999		53.30				
	111	430899	KACZMAREK Igor	2005		55.12				
	122	550130	ZVEJNIEKS Jurgis	2005		54.80				
	133	430912	KOZBIAL Piotr	2006		58.38				
	143	151421	HAUERLAND Antonin	2004		59.86				
	146	6533432	MATUSINSKY Mark	2001		1:01.45				

(DNS: Did Not Start, DNF: Did Not Finish, DSQ: Disqualified, NPS: Not Permitted to Start)

Technical Delegate